


ASCL

Ascend Louvered

CURVES



FEATURES

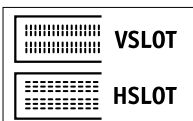
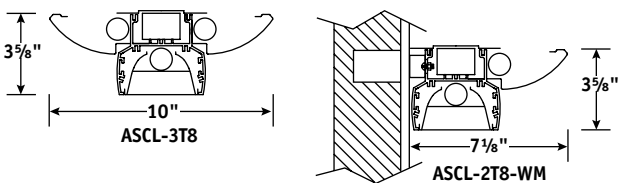
- Extruded aluminum construction for excellent housing rigidity
- Two unique glow strips below each lamp provide a subtle light highlight on bottom of fixture housing
- Color filters are available to enhance innovative glow strip
- Available in 4' and 8' lengths
- Available with T8, T5, or T5HO lamps
- Modular mounting points for convenient hanging locations
- Unique die cast aluminum, tongue and groove couplers provide zero tolerance alignment between fixtures and ensure consistently straight rows (Patent# 6,796,676B2)
- Wall Mount (WM) utilizes the universal wall mounting system (Wall bracket painted standard matte white unless otherwise specified)
- Simple suspension hardware for contractor friendly installation
- Flat end caps standard (5/16")
- UL listed 1598. Damp label available on most models

ORDERING INFORMATION

ASCL - [] - [] - [] - [] - [] - [] - [] - [] - [] - []

MODEL	LAMP TYPE & PROFILE	MOUNTING METHOD	LOUVER FINISH	VOLTAGE	FINISH	OPTIONS
ASCL Ascend Louvered	CM 3T5 3 T5 Lamps ¹ 3T5HO 3 T5HO Lamps ¹ 3T8 3 T8 Lamps WM 2T5 2 T5 Lamps ¹ 2T5HO 2 T5HO Lamps ¹ 2T8 2 T8 Lamps	FCM Fixed Aircraft Cable Mount (Non-adjustable, Std.) CM Adjustable Aircraft Cable Mount WM Wall Mount	LD Low Iridescent Semi-Specular Louver(Std.) LS Low Iridescent Specular Louver	U 120V-277V 120 120V 277 277V 347 347V	MW Matte White (Std.) GW Gloss White ZT ZET Metallic Silver See page 183 for other color selections.	GSVAR Variegated Glow Strip GSRED Red Glow Strip GSBLU Blue Glow Strip GSVLT Violet Glow Strip GSGRN Green Glow Strip GS Glow Strip (Custom color to be designated) SCE Sculpted End Cap (5 3/8") UB Upper/Lower Switching EL One Emergency Battery Pack ^{2,3} EMC One Emergency Circuit ^{2,3,4} NLC Night Light Circuit ^{2,3,4} GLR Fast Blow Fuse GMF Slow Blow Fuse TBAR T-Bar Mounting Clip CSA UL listed or CSA certified for Canada DL Damp Label (Available on most models)
ROW LENGTH	WING TYPE	SUSPENSION LENGTH (CM)	BALLAST			
4 4' Single 8 8' Single — Indicate row length over 8' in 4' increments	PERF Perforated S Solid HSLT Horizontal Slot VSLT Vertical Slot	48 48" 96 96" 144 144" Not applicable for wall mount. Other lengths available on request.	E Electronic, Instant Start (Std. for T8) EP Electronic, Programmed Start (Std. for T5 & T5HO, optional for T8) ED Electronic, Dimming (Must specify) Unless specified, Alera will use fewest ballasts possible.			
Note: Rows over 8' will be configured by Alera. Example: 16' will be (2) 8'. Alternate configurations: contact factory. ¹ T5/T5HO at risk for socket shadow in downlight component. ² Specify voltage. For additional, specify quantity before nomenclature (Example: 2EL120). ³ Not available with all configurations; some limitations apply. Contact factory for details. ⁴ One extra feed drop per row with through wiring. (Standard is one 4ft lamp per circuit.)						

CROSS SECTIONS

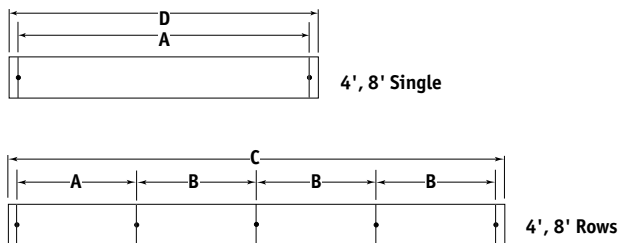


For exact slot patterns contact factory.

Name:	ASCL-3T8-PERF-LS-E
Test #:	13907
Efficiency:	64.9%
LER:	58

Definitions on page 182.

MOUNTING INFORMATION



DATA CHART - CM

NOMINAL LENGTH	APPROX. WEIGHT (LBS.) 2-LAMP				
		A	B	C	D
4'	16.2	47 3/4"	48"	192 5/8"	48 5/8"
8'	27	95 3/4"	96"	384 5/8"	96 5/8"

Note: Suspension data is computed using the standard aircraft cable assembly. The use of rigid stems will yield different data. Please consult factory for stem data. Calculations include standard flat end caps.

