

PLK WM

Plank Wall Mount

BEAMS



[PLANK]

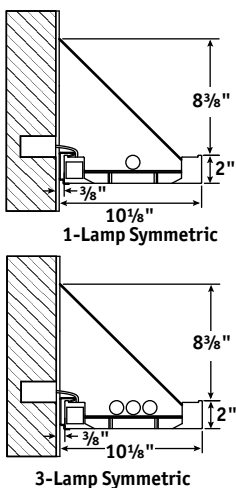
FEATURES

- Symmetric distribution
- T8, T5, or T5HO compatible
- Attractive cable/bracket support mount
- Wide selection of flush or regressed shielding media
- Decorative perforated, slotted, or patterned strips on either side of shielding for added visual interest
- Integral small case ballasting
- Flat end caps standard
- Control compatible for daylight harvesting, occupancy sensors, or dimming
- Mounting to wall by universal wall bracket system. Bracket is painted standard matte white unless otherwise specified
- Additional aircraft cable support option also available
- UL listed 1598. Damp label available on most models


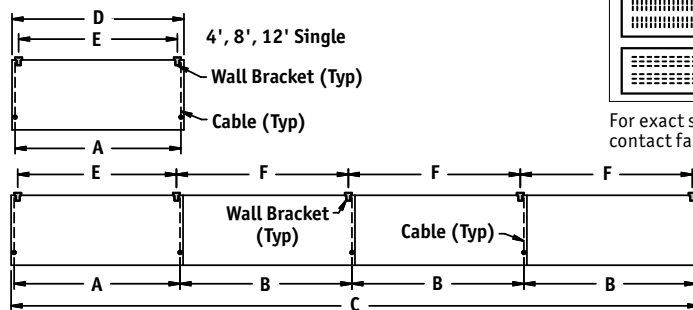
ORDERING INFORMATION

PLK - [] - [] - [] - [] - [] - [] - [] - [] - [] - []					
MODEL	LAMP TYPE & PROFILE	HOUSING TYPE	SHIELDING	VOLTAGE	OPTIONS
PLK Plank	1T5 1 T5 Lamp 2T5 2 T5 Lamps 3T5 3 T5 Lamps 1T5HO 1 T5HO Lamp 2T5HO 2 T5HO Lamps 3T5HO 3 T5HO Lamps 1T8 1 T8 Lamp 2T8 2 T8 Lamps 3T8 3 T8 Lamps	Blank Solid (Std.) PFST Perforated Strip HSLT Horizontal Slot Strip VSLT Vertical Slot Strip	WCB White Cross Baffle ¹ WCBS White Cross Baffle-High Efficiency Without Standard Overlay RPF Regressed Perforated FPF Flat Perforated OA Opal Acrylic Lens A12 Pattern 12 Acrylic Lens LD Low Iridescent Semi-Specular Louver	U 120V-277V 120 120V 277 277V 347 347V	DC Dust Cover (N/A on T5HO) LR Left/Right Switching (2-Lamp only) IBOB Inboard/Outboard Switching (3-Lamp only) EL One Emergency Battery Pack ^{2,3} EMC One Emergency Circuit ^{2,3,4} NLC Night Light Circuit ^{2,3,4} GLR Fast Blow Fuse GMF Slow Blow Fuse CSA UL listed or CSA certified for Canada DL Damp Label (Available on most models)
ROW LENGTH	DISTRIBUTION	MOUNTING METHOD	BALLAST	FINISH	
4 4' Single 8 8' Single 12 12' Single — Indicate row length over 12' in 4' increments Note: Rows over 12' will be configured by Alera. Example: 16' will be (2) 8'. Alternate configurations: contact factory.	Blank Standard 20/80 20% Uplight Reflector, 80% Downlight 40/60 40% Uplight Reflector, 60% Downlight CLC Center Lamp Cover for A/V Mode	WM Wall Mount WMC Wall Mount with Cable	E Electronic, Instant Start (Std. for T8) EP Electronic, Programmed Start (Std. for T5 & T5HO, optional for T8) ED Electronic, Dimming (Must specify) ESD Electronic, Step Dimming Unless specified, Alera will use fewest ballasts possible.	MW Matte White (Std.) ZT ZET Metallic Silver See page 183 for other color selections.	
¹ Includes .020 thick white overlay. ² Specify voltage. For additional, specify quantity before nomenclature (Example: 2EL120). ³ Not available with all configurations; some limitations apply. Contact factory for details. ⁴ One extra feed drop per row with through wiring. (Standard is one 4ft lamp per circuit.)					

CROSS SECTIONS



MOUNTING INFORMATION



For exact slot patterns contact factory.

DATA CHART

NOMINAL LENGTH	APPROX. WEIGHT								
	1-LAMP	2-LAMP	3-LAMP	A	B	C	D	E	F
4'	17 lbs.	17 lbs.	19 lbs.	47 1/4"	48"	192 5/8"	48 5/8"	45 1/4"	48"
8'	28 lbs.	28 lbs.	31 lbs.	95 1/4"	96"	384 5/8"	96 5/8"	93 1/4"	96"
12'	40 lbs.	40 lbs.	43 lbs.	143 3/4"	144"	576 5/8"	141 1/4"	141 1/4"	144"

Note: Suspension data is computed using the standard aircraft cable assembly. The use of rigid stems will yield different data. Please consult factory for stem data.

