


Line 8

Features

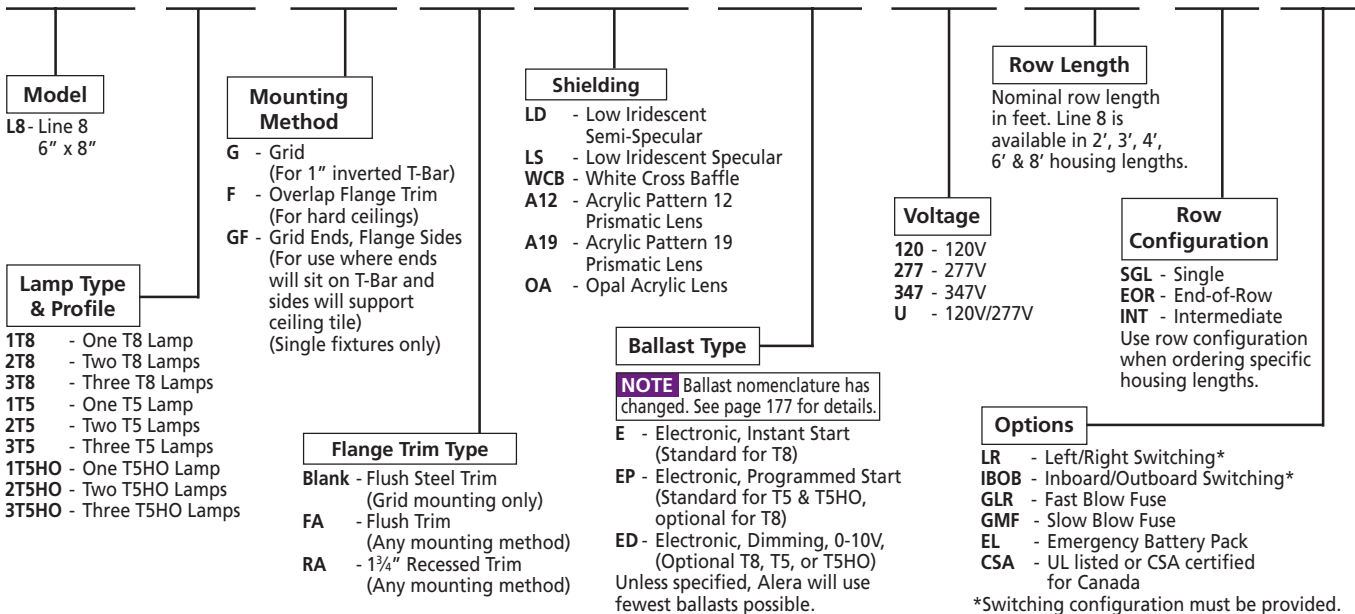
- 8" aperture suits a variety of applications
- Continuous louver provides a sleek, unbroken appearance
- Available with flush or recessed trim
- One or two-lamp cross sections
- Shielding options include parabolic louver, cross baffle, or lens
- UL listed 1598
- Damp label available on most models



Ordering Information

Example: LINE8-3T8-FFA-WCB-EU-24-IBOB

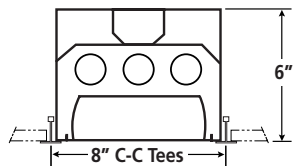
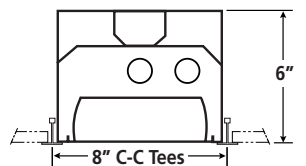
LINE8 -



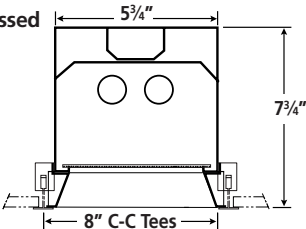
Cross Sections

Type G Lay-in exposed grid. Fits standard 1" wide, 1 1/2" tall tee.

Flush

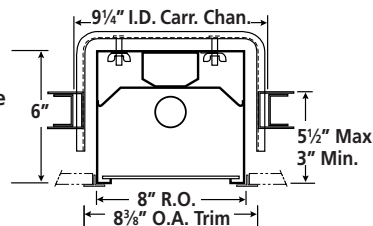


Recessed

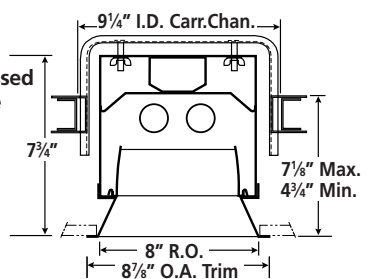


Type F For hard ceiling applications. Yoke hangers are shipped separately. Carrier channel by others.

Flush Flange

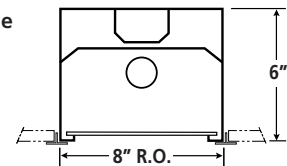


Recessed Flange

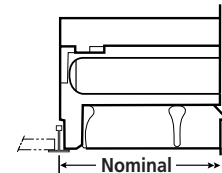


Type GF Fixtures mount on standard exposed tees at end of fixture and support tile at sides. Fits standard 1" wide, 1 1/2" tall tee.

Flange End View



Grid Side View



Subject to change without notice.