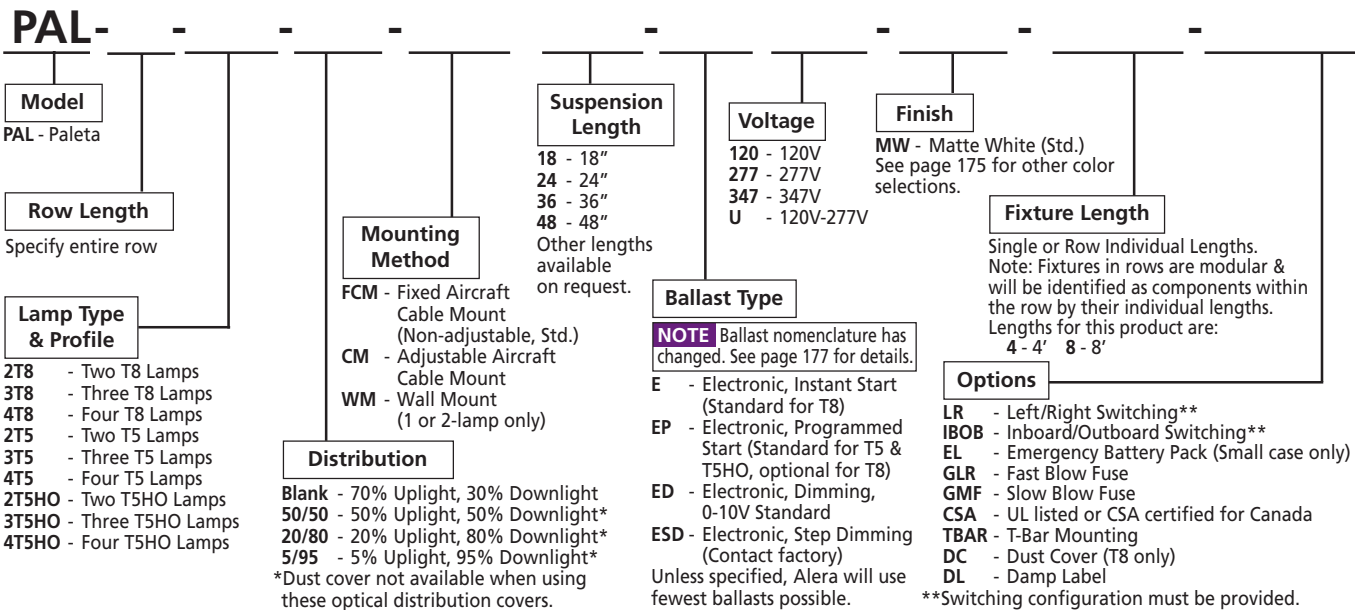




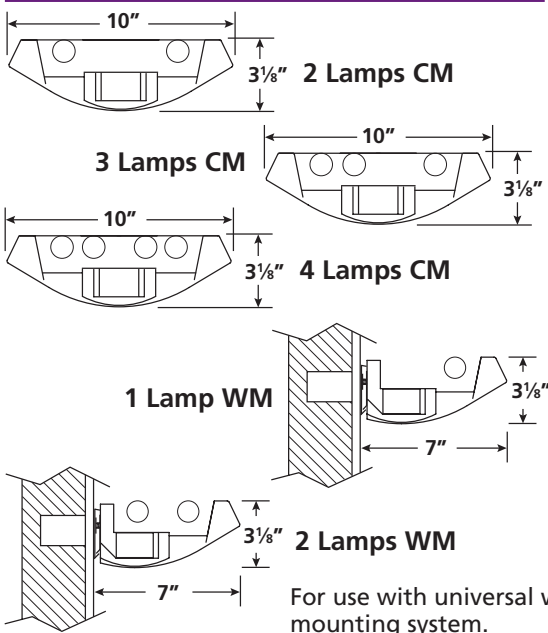
Features

- Visually interesting direct/indirect luminaire
- Constructed of a heavy 20-gauge steel body with metal blades
- 3" x 10" suspended profile, 3" x 7" wall mount profile
- T8, T5, or T5HO lamps
- Two, three, or four lamps in cross section
- Variable optical distribution covers can be shipped installed or easily field retrofitted
- Control compatible for daylight harvesting, occupancy sensors, or dimming systems (small case ballast required)
- Fixed or adjustable cable mount hanging system
- Consistent, predictable mounting locations simplify installation
- Dust cover option available for models using T8 lamps
- Simple suspension hardware allows fast, easy contractor installation
- Matching wall mount unit available
- UL listed 1598. Damp label available on most models

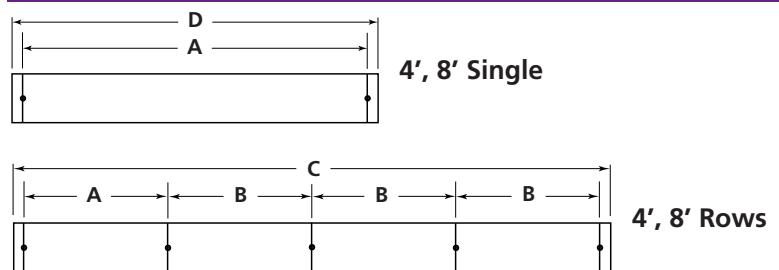
Ordering Information Example: PAL-28-4T8-50/50-CM48-EU-MW (for 28' row)



Cross Sections



Mounting Information



Data Chart

Nominal Length	Approx. Weight			A	B	C	D
	1-lamp	2-lamp	3-lamp				
4'	10 lbs.	10 lbs.	10 lbs.	47½"	48"	192½"	48½"
8'	20 lbs.	20 lbs.	20 lbs.	95½"	96"	384½"	96½"

Note: Suspension data is computed using the standard aircraft cable assembly. The use of rigid stems will yield different data. Please consult factory for stem data.